

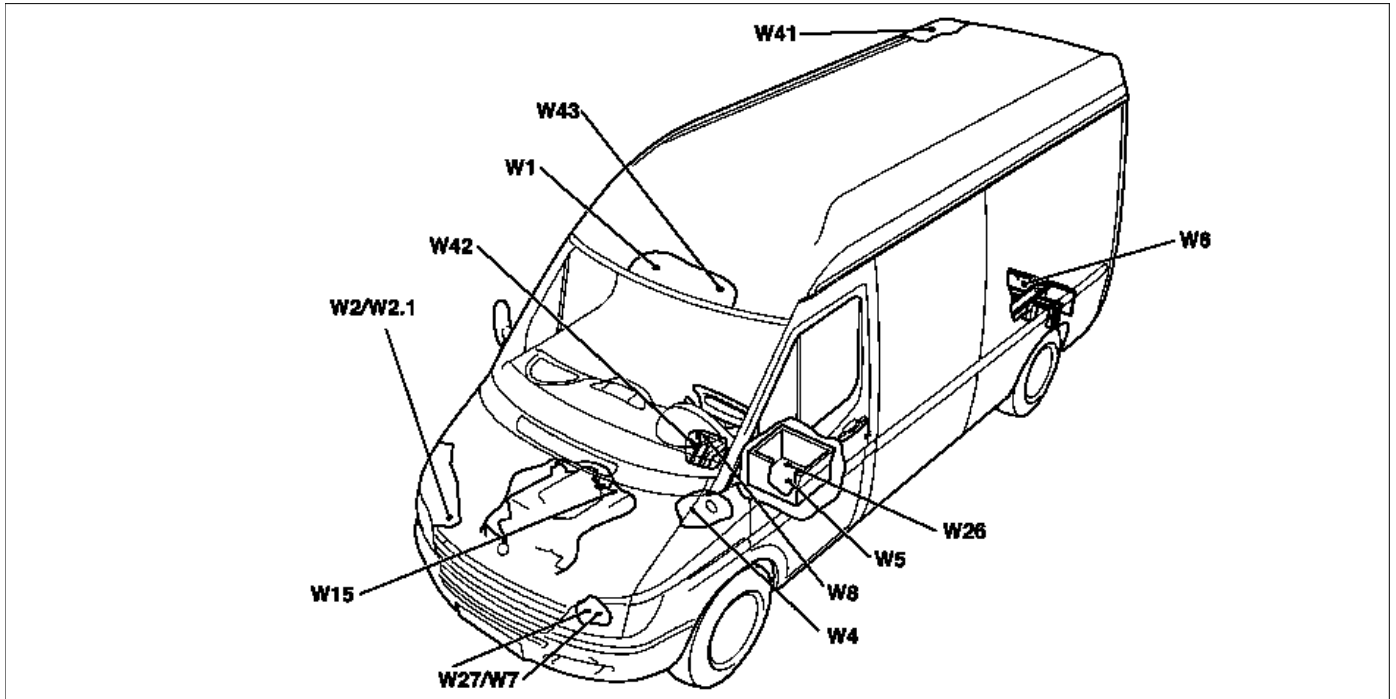


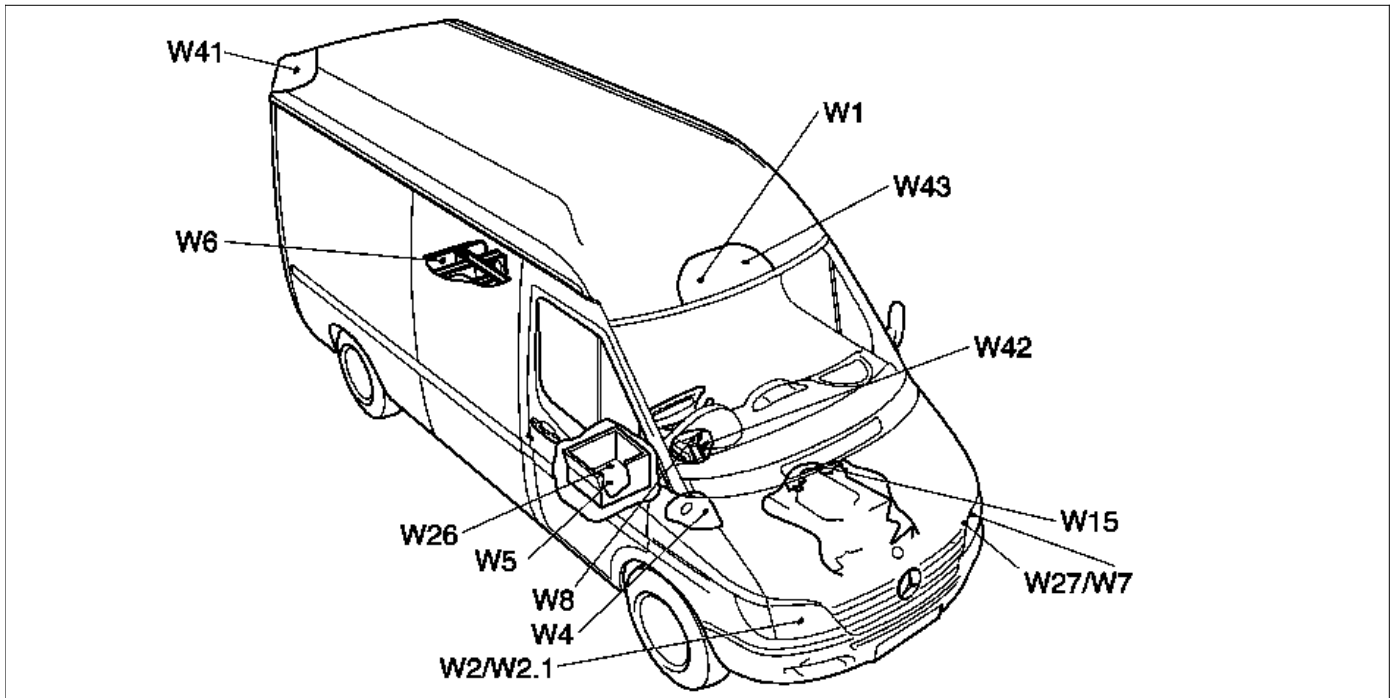
GF00.19-D-2000-07C	Arrangement and assignment of ground points	MODELS 901.6, 902.6, 903.6, 904.6, 905.6 MODEL 690.6 with CODE (ZL3) National version for Latin America	 GF
--------------------	---	--	--

Ground point	Designation	Wiring harness	
W1	Roof ground point	Roof	
W2	Ground point right headlamp	Frame	
W2.1	Ground point ATA, right headlamp	Frame	
W4	Ground point firewall	Frame	
W5	Ground point seat frame	Frame	
W6	Ground point taillamp	Frame	
W7	Ground point (engine compartment)	Frame	
W8	Waistrail ground point	Waistrail	
W15	Engine ground point	Motor	
W26	Ground point airbag	Frame	
W27	Ground point ABS	Frame	
W41	Ground point roof AC	Roof	
W42	Ground point for rain sensor	Frame	
W43	Ground point for rain sensor	Roof	

GF00.19-D-2000-08C	Assignment of ground points	MODELS 901.6, 902.6, 903.6, 904.6, 905.6 MODEL 690.6 with CODE (ZL3) National version for Latin America	
--------------------	-----------------------------	--	---



D00.19-1477-09



D00.19-1478-09

Ground point	Designation	Com-ponent	Designation	Con-necter Pin
W1	Roof ground point	→ X241 → X242	Connector for windshield, left Connector for windshield, right	2 2
W2	Ground point right headlamp	→ E26  → H2 → H9 → H45 → H46 → M6 → M21 → M45	Right headlight  Right front side turn signal light (5 W) Right front side turn signal light (21W) Low-tone power horn High-tone power horn Windscreen washer system pump Headlamp cleaning system pump Air conditioning auxiliary fan	3 4 8 2 2 1 1 1 2 2

		→ M58	Washer fluid pump with level indicator	2
		→ S160	ATA/MSS double switch (hood)	5
W2.1	Ground point ATA, right headlamp	→ H34	ATA horn	1
		→ S18	ATA contact switch (hood)	3
W4	Ground point firewall	→ A12	Electrical center	3.4
		→ A62	WSP control unit	2
		→ A80	CDI control module	1.4
				1.5
				1.6
		→ B54	Brake fluid switch LHS	2
		→ B55	Brake fluid switch RHS	2
		→ B97	Kickdown switch	2
		→ B143	Steering angle sensor	6
		→ G2	Battery	
		→ G5	Left front brake wear indicator sensor	1
		→ G6	Right front brake wear indicator sensor	1
		→ H78	Battery-operated horn	2
		→ J85	Circuit. 31 connector sleeve	
		→ M4x1	Front blower connector LHS	2
		→ M5x1	Front blower connector RHS	2
		→ M7x1	Windscreen wiper motor, LHS	1
		→ M9x1	Windscreen wiper motor, RHS	1
		→ M51	Coolant circulation pump	2
		→ M56x1	Sprintshift pump connector	1
		→ P9	Tachograph	1.A5
				1.A6
		→ P11	Diagnostic socket 14-pin	1
		→ P15	Instrument cluster	2.6
		→ P17	Diagnostic socket 16-pin	4
		→ S45x1	Driver door lock switch connector	3
		→ S105	Clutch pedal switch	2
		→ S139	Driver door lock switch	1
		→ S203	Safety master switch	2
		→ X45	Frame/roof connector (standard)	6
		→ X113	Main wiring harness/airbag clock spring contact connector	1
		→ X221	Water separator level sensor connector	1
		→ Y37	Water cycle valve	2
W5	Ground point seat frame	→ A4	ETC control module	1.30
		→ A8	Central locking control unit	1.14
		→ A18	ATA [EDW] control module	13
		→ A21	Additional turn signal module I	17
		→ A23	Additional turn signal module II	17
		→ A39	Rotating beacon, warning signal system control module	2.31
		→ A60	Sprintshift control module	1.30
				2.36
		→ A63	AWD control module	3
		→ A66	Rain sensor control module	C.1
		→ A82	ATA 2 control module	1.16
		→ A83	ME-SFI [ME] control module	A.3
				A.7.
				A.8
				F.8
				F.15
		→ A88	Navigation processor	1.1
		→ A90x1	Warm water heater booster connector, 8-pin	2
		→ A200	Thermotronic control unit	1
		→ B67	Spring brake reservoir pressure switch 2	2
		→ B118	Parking brake pressure switch (6 t)	2
		→ B130	Hysteresis switch, cut-in up to 10/02	2
		→ B130	Hysteresis switch, cut-in as of 11/02	4
		→ B131	Disengagement hysteresis switch	2
		→ E2	Left front side marker lamp	2
		→ E3	Right front side marker lamp	2
		→ E13	Center left side marker light	2
		→ E14	Right center side marker light	2
		→ E28	Left front side marker lamp	2
		→ E101	Right front side marker lamp	2
		→ G9	Additional battery	
		→ H82	Rear fog light warning buzzer	1
		→ J390	Ignition cable screening ground connector sleeve	
		→ K3	Rear window defroster relay	7

	→ K19	Headlamp cleaning system relay	4	
	→ K26	Circuit D+ relay	3	
			4	
	→ K37	Horn relay	5	
	→ K40	3rd and 4th rotating beacon relay	2	
	→ K46	Engageable power horn relay	2	
	→ K47	Cigaret lighter relay, Australia	4	
	→ K52	Additional battery cutoff relay	1	
	→ K53	Additional heavy-duty battery isolating relay	1	
	→ K54	Interior lighting stepping relay	7	
	→ K55	Driving light shutoff relay	4	
	→ K58	Additional heat exchanger relay	2	
	→ K64	Spring accumulator compressor relay	4	
	→ K65	Compressed air drier relay	4	
	→ K66	Purge system valve relay	4	
	→ K68	daytime running lamps relay	4	
	→ K69	daytime running lamps relay	4	
	→ K70	Circuit 15 relay, for SA	4	
	→ K75	Warm water heater fan stage 1 relay	4	
	→ K77	AC additional fan relay	4	
	→ K78	Circuit D+ body manufacturer relay	2	
	→ K79	Circuit 15 body manufacturer relay	2	
	→ K83	Fog lamp relay	4	
	→ K84	Sprintshift pump relay	4	
	→ K86	Right rear window defroster relay, ATA 2	2	
	→ K87	Left rear window defroster relay, ATA 2	2	
	→ K92	Cargo area fan time relay	7	
	→ K93	Cargo area fan relay	4	
	→ K103	Circulating pump relay	4	
	→ K135	Daytime running lamps circuit 58L relay	4	
	→ K136	Daytime running lamps circuit 58R relay	4	
	→ K137	Circuit D+ (6 t) relay	4	
	→ K138	Circuit 15 relay	4	
	→ K140	daytime running lamps relay	4	
	→ K141	Rear fog light circuit 30 relay	4	
	→ K142	Front fog lamp relay	4	
	→ K144	Heated windshield relay module	4	
	→ K145	Heated windshield time-limit relay module	6	
	→ K201	Roof AC blower stage 2 relay	4	
	→ K203	Roof AC blower stage 1 and 2 relay	1	
			4	
	→ K204	Roof AC blower stage 1 relay	4	
	→ K205	Roof AC fan relay	4	
	→ K206	Roof AC compressor relay	4	
	→ K207	Roof AC switch enable relay	4	
	→ M19	Metering pump	2	
	→ M57	Compressed air pump	B	
	→ R28	Compressed air drier	2	
	→ R30	Left seat heater	4	
	→ R31	Right seat heater	4	
	→ S76	Seat belt buckle switch	1	
	→ S80	Parking brake switch	2	
	→ V15	Circulation pump diode	4	
	→ V18	Thermotronic diode	2	
	→ V22	Diode for Sprintshift pump	2	
	→ X4.1	Fuel tank sensor/pump connector	4	
	→ X5.1	Auxiliary heater connector LHS	4	
	→ X7	Cab socket	1	
	→ X19.1	Auxiliary heater connector RHS	4	
	→ X48	Air auxiliary heater connector, 12-pin	4	
			5	
	→ X70	Body lamp connector	1	
	→ X119	Side marker light connector	1	
	→ X189	Additional heat exchanger connector	A	
	→ X207	Ground connector	1	
	→ X219	Crash data recorder connector	5	
	→ X226	Cargo area connector	3	
			4	
	→ X287	Roof AC control unit connector	4	
	→ X299	Roof AC fan connector	2	
	→ Y99	Purge valve	2	
W6	Ground point taillamp	→ A35	Backup assist control module	1.2

		→ A65	Backup assist control module	1.10 1.16
		→ E1	Reversing lamp, AWD RHS	2
		→ E15	Left rear side marker lamp	2
		→ E16	Right rear side marker light	2
		→ E19	Reversing lamp, AWD LHS	2
		→ E33	Rear fog light, AWD RHD	2
		→ E34	Rear fog light, AWD LHD	2
		→ E35	License plate lighting (post office)	2
		→ E56	License plate lighting (post office)	2
		→ E67	Left rear lamp	1 6
		→ E68	Right rear lamp	1 6
		→ H49	Left additional turn signal lamp	2
		→ H50	Right additional turn signal lamp	2
		→ H83	Reversing warning buzzer	2
		→ J39	Brake wear indicator ground connector sleeve	
		→ J396	Brake wear indicator ground connector sleeve	
		→ S127	Trailer recognition switch	2
		→ X18	Trailer socket (13-pin)	3 13
		→ X26	Left rear license plate lighting contact plate, 2-pin	2
		→ X32	Right rear, rear window defroster contact plate, 2-pin	2
		→ X34	Right rear contact plate, 3-pin	6
		→ X315	Left rear lights connector	6
		→ X316	Right rear lights connector	6
W7	Ground point (engine compartment)	→ A2	ABS/ESP control module	1.1
		→ B7	Coolant level switch	2
		→ D4	Glow time output stage	1.1
		→ E25	Left headlight	3 4 8
		→ H5	Left front side turn signal lamp (5W)	2
		→ H10	Left front side turn signal light (21 W)	2
		→ M54	Metering pump	2
		→ M61	Metering pump	2
		→ S1	Power takeoff limit switch	2
		→ X165	Warm water auxiliary heater connector, 8-pin	2
		→ Y8	Differential lock solenoid valve	2
		→ Y32	PTO solenoid valve	2
W8	Waistrail ground point	→ A9	Radio	1.A8
		→ A40	EWM control module	4
		→ A81	Air conditioning pushbutton control module	1.15
		→ A89	Navigation operating unit	1.A8
		→ A92	Radio with navigation system	1.A8
		→ E17	Cigar lighter	1
		→ E91	Glove compartment lighting	1
		→ E104	Ashtray illumination	3
		→ H81	Water separator indicator	10
		→ J275	Rotating beacon ground connector sleeve	
		→ J302	Circuit. 31 connector sleeve	
		→ M12.1	Front passenger mirror adjustment connector	2
		→ S3	ADR pushbutton	10
		→ S8	Rear sliding roof switch	5 6 10
		→ S12	Driver seat heater switch	3 10
		→ S25	Headlamp range adjustment switch	3
		→ S32	SVMCM switch	10
		→ S34	Windshield defroster switch	10
		→ S44	Rear fog light switch	10
		→ S47	PTO switch	10
		→ S48	ASR switch	10
		→ S57	Differential lock switch	10
		→ S71	Yellow rotating beacon switch	10
		→ S73	Warning signal system switch	10
		→ S81	Rear window defroster pushbutton	10
		→ S85	Driver interior lighting pushbutton	10
		→ S87	Auxiliary heater switch	10

		→ S90	Roof fan switch	5
				6
				10
		→ S92	ATA 2 panic alarm pushbutton	3
				10
		→ S93	Body lamp switch	10
		→ S96	Tipper body two-way pushbutton	10
		→ S97	Panic switch	10
		→ S99	Towing/interior motion sensor ATA 2 pushbutton	4
				10
		→ S100	Additional heat exchanger two-way switch	5
				10
		→ S107	Front passenger seat heater switch	5
				10
		→ S118	Middle sliding roof switch	5
				6
				10
		→ S119	Fog lights and rear fog light switch	10
		→ S124	Reading lamp switch	10
		→ S126	Interior pushbutton	7
				10
		→ S137	Roof AC switch	10
		→ S143	AWD engagement pushbutton	7
				10
		→ S146	AWD gear reduction pushbutton	7
				10
		→ S150	AWD differential lock pushbutton	7
				10
		→ S161	ADR ON switch	7
				10
		→ S162	Cargo area lighting switch	10
		→ S163	Cargo area fan pushbutton	5
				10
		→ S164	Reading lamp switch	10
		→ S200	Roof AC switch	10
		→ S201	AC ON switch	2
				10
		→ X65	Group channel communication radio set connector	8
		→ X68	GSM 900 MHz CTEL transmitter/receiver connector	3
				17
		→ X201	Right mirror adjustment connector	1
		→ X202	Power window switch connector (driver door)	1
		→ X214	Portable CTEL preinstallation connector, mute function	1
		→ X233	Instrument panel socket	1
		→ X234	Cigar lighter illumination plug connection	2
W15	Engine ground point	→ R41	Crankcase breather heater	
		→ M44	Air pump	
W26	Ground point airbag	→ A10	Airbag control module	1.6
				2
		→ A64	Airbag/window airbag control module	1.56
				2
		→ B124	Left window airbag satellite sensor	2
		→ B125	Right window airbag satellite sensor	2
W27	Ground point ABS	→ A2	ABS/ESP control module	1.5
W41	Ground point roof AC	→ X220x1	Connector for roof AC	1
W42	Ground point for screening of jacket line for rain sensor	→ J477	Connector sleeve for screening of jacket line for rain sensor	
W43	Ground point for screening of jacket line for rain sensor	→ J478	Connector sleeve for screening of jacket line for rain sensor	